

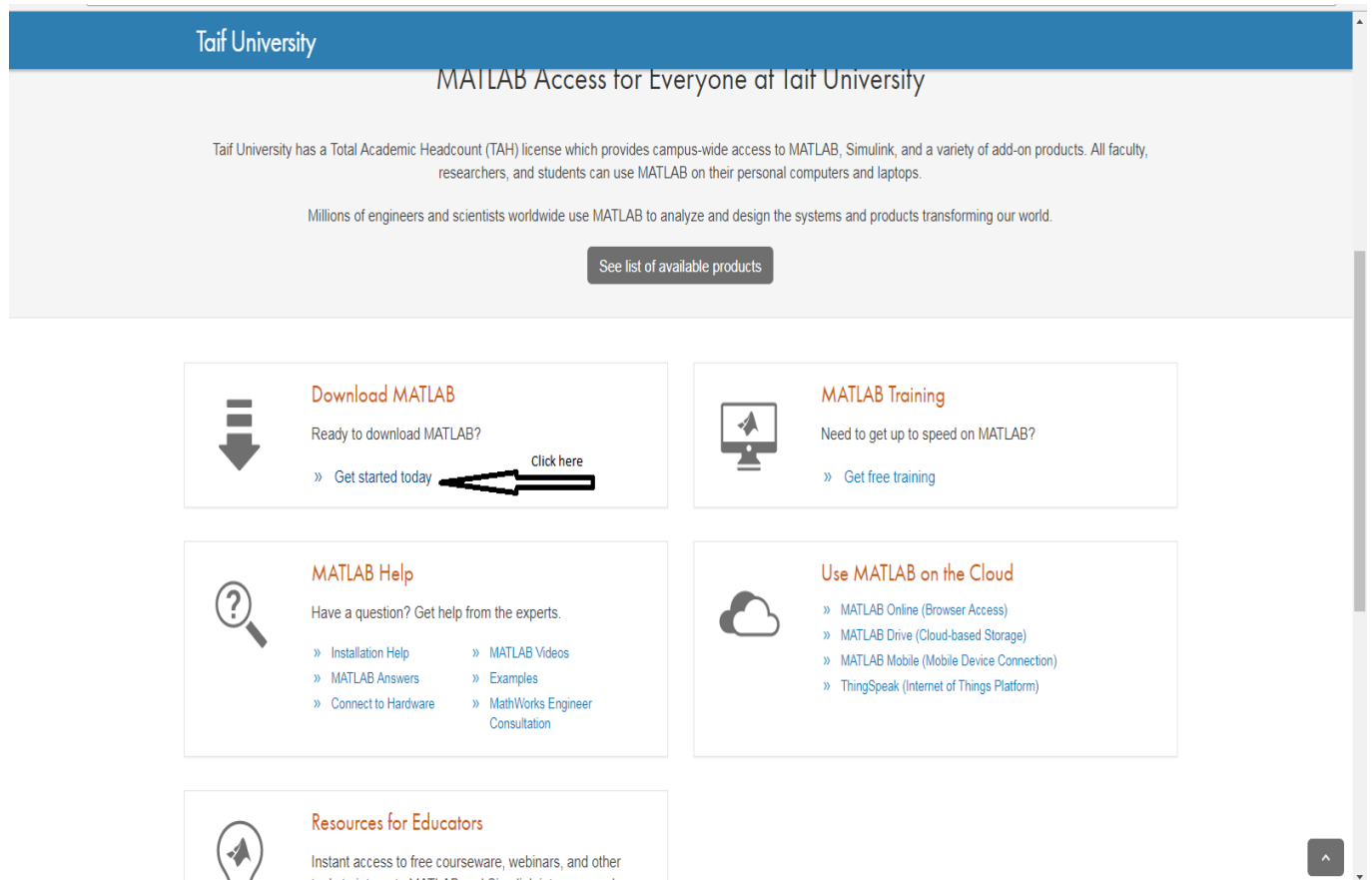
Dear All,

Please follow the given below steps to use matlab online directly.

Step1: Go to Matlab portal for Taif University:

<https://www.mathworks.com/academia/tah-portal/taif-university-40641041.html>

(Screenshot as given below)



Step2: Create your account by using **University Email ID**:

Secure | https://www.mathworks.com/login?form_type=tah_portal&uri=https%3A%2F%2Fwww.mathworks.com%2Flicensecenter%2Ftotal_headcount%2F14550-26926-35255-40423-83741%3Fs_tid%3Dtah_po_start_tu

MathWorks®

MathWorks Account

To download MATLAB, you must have a MathWorks Account created with your university email address.

Log in to your MathWorks Account

Email Address or User ID

Password

[Forgot Password?](#)

☒ Keep me logged in

Log In

Create your Account by using university Email ID

↓

Don't have a MathWorks Account? [Create Account](#)

Step:3 Click on create account:

Contact Us How to Buy Log In

MathWorks® Products Solutions Academia Support Community Events

MathWorks Account Search MathWorks.com

Create MathWorks Account

Email Address ✓

Country/Region

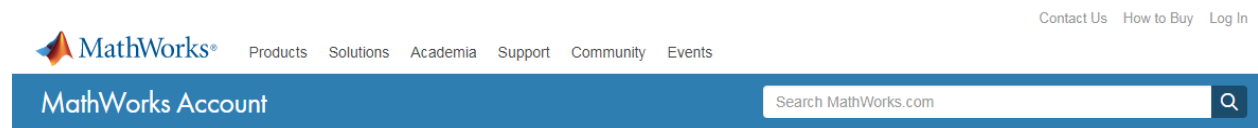
How will you use MathWorks software?

Are you at least 13 years or older? ☒ Yes ☐ No

Click on create

Create

Step:4 Verify your email ID



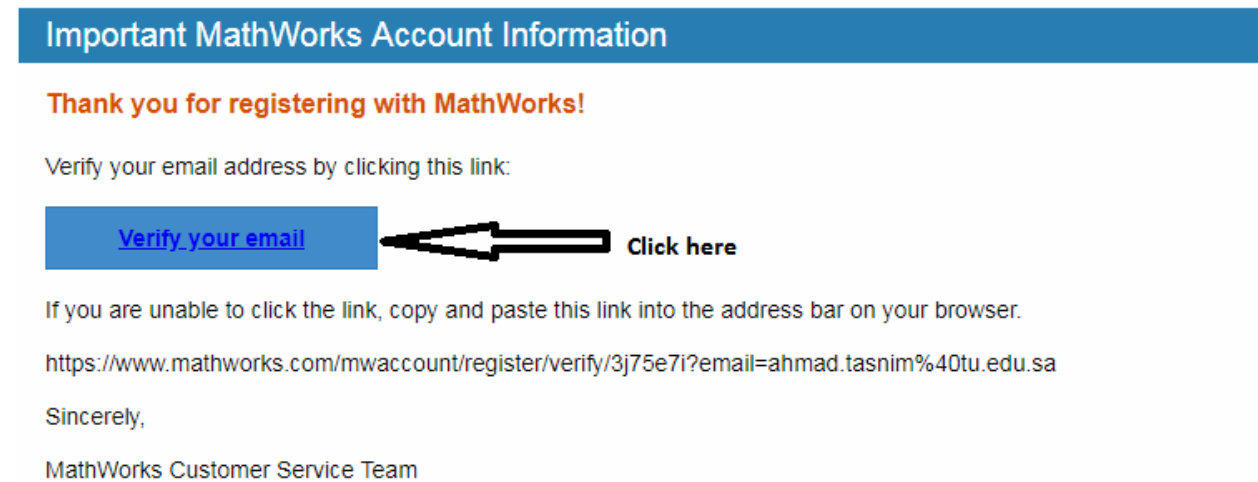
Verify your email address

1. Go to your inbox for **XXXXXX@tu.edu.sa**
2. Click the link in the email we sent you.

Didn't get the email?

1. Check your spam folder.
2. [Send me the email again.](#)
3. For additional assistance, see [Email Verification](#) or contact [Customer Support](#).

Step:5



Step:6

To finish creating your profile, provide the following information for **xxxxxx @tu.edu.sa**

First Name	<input type="text" value="XXXXXX"/>	✓
Last Name	<input type="text" value="XXXXX"/>	✓
User ID (Optional)	<input type="text" value="XXX"/>	✓
Must include 6 to 16 alphanumeric characters and start with a letter (Example: jsmith555) Learn more		
Password	<input type="password" value="....."/>	✓
Password Confirmation	<input type="password" value="....."/>	✓
What describes your role?	<input type="text" value="Educator, Researcher (College, University)"/>	▼
Department	<input type="text" value="Computer Science"/>	▼
<input type="checkbox"/> I want a sales representative to contact me		
		Click here ↓ <input type="button" value="Create"/>

Step:7 Click on the Tab and use Matlab online:

✓ Your account is now associated with License 40641041.

Install and Activate Software on a Computer

- STEP 1** Download the installer to the computer you want to activate.
- STEP 2** While connected to the Internet, run the installer to download your product files and activate.

[Download Installer](#)

HELPFUL RESOURCES

View this license in the [License Center](#).
Manage your account information and your software in [My Account](#).
Read up on [installation and activation for users](#) or troubleshoot issues on the [support page](#).
Use [MATLAB Academy](#) to learn the basics and get started.

ACCESS MATLAB ON THE WEB

» [Use MATLAB Online](#)



Click here to use Matlab

Step:8 Put your registered email ID/ Username and password... click on login

MATLAB® Online

Log in to your MathWorks Account

[Forgot Password?](#)

use your email id and
password for login

[Create Account](#)[Log In](#)

Enjoy using matlab

Thanks and regards,

Dr. Mohd Rahul & Mr. Fayas Asharindavida
And Lab Managers (CIT)